

## MAP OF CONTENTS

Cuvânt-înainte .....	3	Lesson 39. What is the dog running after? .....	78
Lesson 1. I am a girl .....	4	Lesson 40. What has the pretty bride got	
Lesson 2. A cat in a hat! .....	6	on her head? .....	80
Lesson 3. Give me the hat, please! .....	8	Lesson 41. I have got some flowers in my hand ..	82
Lesson 4. What a big cake! .....	10	Lesson 42. You look tired, Daddy!	
Lesson 5. Give me the blue bloom, please! .....	12	* They're looking at the stars .....	84
Lesson 6. Give me the doll and take the ball! .....	14	Lesson 43. Who is taller? .....	86
Lesson 7. Let's run in the park! .....	15	Lesson 44. What can you do? .....	88
Lesson 8. Consonants .....	16	Lesson 45. Can I have a slice of cake, please? ....	90
Lesson 9. Here and there .....	18	Lesson 46. It's a nice dress.	
Lesson 10. What is this? * What is that? .....	20	* She dresses nicely. ....	92
Lesson 11. What colour is it? .....	22	Lesson 47. Can I help you? .....	94
Lesson 12. My pen and your pencil .....	24	Lesson 48. Do you know that...? .....	97
Lesson 13. Where are you from? .....	26	Lesson 49. Let's laugh together! .....	99
Lesson 14. Is this a cat? * Is that a ship? .....	28	Lesson 50. How can they get to the Animal	
Lesson 15. My room .....	30	Fancy Dress Ball? .....	101
Lesson 16. Where is your toy-fox? .....	32	Lesson 51. Excuse me, where is the nearest	
Lesson 17. Small and big .....	34	bus stop? .....	104
Lesson 18. A slice of cake .....	36	Lesson 52. This is London .....	106
Lesson 19. Glad to meet you! .....	38	Lesson 53. We are visiting the Wax Museum	
Lesson 20. Good morning, Mr. Brown! .....	40	this afternoon .....	108
Lesson 21. What time is it, please? .....	42	Lesson 54. Who do you love? I love my	
Lesson 22. Where are the mice? .....	44	parents. ....	110
Lesson 23. Where are you, Ann? .....	46	Lesson 55. What are you going to do	
Lesson 24. I am not naughty! .....	48	this afternoon? .....	112
Lesson 25. Who are you? .....	50	Lesson 56. What's the population of London? ..	114
Lesson 26. What toys have you got? .....	52	Lesson 57. What would you like to eat? .....	116
Lesson 27. I've got a cup and she's got a nut ....	54	Lesson 58. Would you show me the green	
Lesson 28. How many nuts and plums have		raincoat, please? .....	118
you got? .....	56	Lesson 59. London's parks and gardens .....	120
Lesson 29. What are these? * What are those? ..	58	Lesson 60. What did you do last week? .....	122
Lesson 30. Whose is this skirt? .....	60	Lesson 61. What did they do last weekend? ....	124
Lesson 31. My body .....	62	Lesson 62. In the garden .....	126
Lesson 32. What have they got in their hands? ..	64	Lesson 63. A strange dream .....	128
Lesson 33. Is there a balloon in the sky? .....	66	Lesson 64. The little boy that decided to be	
Lesson 34. What do you do? .....	68	a good boy .....	130
Lesson 35. Where do you live? .....	70	Lesson 65. What were you doing yesterday	
Lesson 36. My father knows how to make cakes! ..	72	afternoon? .....	132
Lesson 37. What does your mother look like? ..	74	Final lesson. English is funny! .....	134
Lesson 38. Look! A cat is on top of the pole! ....	76	Key to the exercises .....	136





# Lesson 1 (one)

## I am a girl

1 Read and learn these words.  
Citește și învață aceste cuvinte.

[ə]

a = un, o  
an = un, o  
and = și  
lesson = lecție

7

seven



letter

A

letter

Literele sau grupurile de litere subliniate sunt pronunțate la fel. Sunetul comun este reprezentat de simbolul scris între paranteze: [ə].



Sunetul reprezentat prin [ə] este asemănător sunetului „ă” din limba română.

2 Read and learn these words.  
Citește și învață aceste cuvinte.

[ɜ:]



girl



skirt



shirt



bird



fir-tree



Grupul de litere „ir” se pronunță ca sunetul „ă” din limba română, doar că sunetul este mai lung. Simbolul acestui sunet este [ɜ:].



- 3** Read these words.  
Citește aceste cuvinte precedate de articolul nehotărât „a”. Tradu-le în limba română.

a lesson

a girl

a shirt

a letter

a skirt

a bird

## REGULĂ

Folosim articolul nehotărât „a”, tradus în limba română prin „un, o”, în fața substantivelor care încep cu o consoană.



- 4** Read these words.  
Citește aceste substantive precedate de articolul nehotărât „a” și legate cu ajutorul conjuncției „and”.


a lesson and a letter

a lesson and a girl

a bird and a girl

a shirt and a skirt

- 5** Read this dialogue.  
Citește acest dialog.





## Lesson 2 (two)

# A cat in a hat!



1 Look and read.  
Privește și citește.

[e]

10

ten

7

seven



desk



pencil



pen



leg



jet



pet



hen




Litera **e**, scrisă cu roșu în cuvintele de mai sus, este pronunțată ca sunetul „e” din limba română. Simbolul acestui sunet este [e].

2 Look and read.  
Privește și citește.

[æ]



cat



cap



map



mat



hat



man



van



Litera **a**, scrisă cu roșu în cuvintele de mai sus, este pronunțată asemănător sunetului „e” din limba română. Diferența constă în pronunțarea cu o deschidere mai mică a gurii, trăgând colțurile gurii spre părțile laterale ale obrazului. Sunetul este reprezentat prin simbolul [æ].



**3** Read these words.  
Citește aceste cuvinte.

a. a desk – a pencil – a pen – a leg – a jet – a pet – a hen

b. a cat – a cap – a map – a mat – a hat – a man – a van

**4** Read these groups of words.  
Citește aceste grupuri de cuvinte.

a pen and a pencil

a pet and a hen

a cat and a hat


a map and a mat

a man and a van



„a” din fața acestor cuvinte care încep cu consoană este articolul nehotărât din limba engleză. Traducem articolul nehotărât prin „un, o”.

**5** Match and read.  
Potrivește și citește.



a. a cat in a hat

b. a hen in a cap

c. a pen and  
a pencil on a desk

d. a man in a van

e. a cat as a pet

f. a cat on a mat



### 3 Let's study together: Present Tense Simple, Interrogative and Negative Forms.

Să studiem împreună: Present Tense Simple, formele interogativă și negativă.

#### The Interrogative Form

Do I  
you  
we live...?  
they

Does he  
she live...?  
it

#### The Negative Form

I  
you do not live...  
we (don't)  
they

he  
she does not live...  
it (doesn't)

### REGULĂ

Pentru a forma Present Simple Interrogative și Negative se folosește verbul auxiliar **to do**, care se conjugă la Present Simple Tense Affirmative Form, urmat de infinitivul scurt al verbului principal. Deși verbul **to do** înseamnă **a face**, aici el este un verb auxiliar, care nu se traduce.

### 4 Let's study together: Present Tense Simple, Long and Short Answers.

Să studiem împreună: Present Tense Simple, răspunsuri lungi și scurte.

a. Do you live in London? (*Locuiești în Londra?*)

Long affirmative answer: Yes, I live in London. (*Da, locuiesc în Londra.*)  
Short affirmative answer: Yes, I do. (*Da, locuiesc.*)

b. Does she work on Sundays? (*Lucrează ea duminicile?*)

Long negative answer: No, she doesn't work on Sundays.  
(*Nu, ea nu lucrează duminicile.*)  
Short negative answer: No, she doesn't. (*Nu, ea nu lucrează.*)

### REGULĂ

În răspunsurile scurte se folosește doar verbul auxiliar **to do**, fie la forma afirmativă, fie la forma negativă. Răspunsurile scurte se traduc prin verbul principal.

Intonația întrebărilor cu răspunsuri **Da** sau **Nu** se ridică la sfârșit. Intonația răspunsurilor scurte coboară la sfârșit.





Lesson 36  
(thirty-six)

# My father knows how to make cakes!

1 Read, look and write.  
Citește, privește și scrie.

a. My brother likes riding a bike.



line



bike



kite

b. What's the \_\_\_\_\_ please?



hive



time

5

five

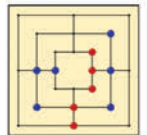
c. My grandmother tells me a fairy \_\_\_\_\_ every night.



tail



tale



game

d. We smell with our \_\_\_\_\_.



rose



nose



bone

e. Do you dive into the \_\_\_\_\_?



rake



cake



lake

f. I do not like playing \_\_\_\_\_ on the computer.



waves



games



caves

g. My puppy does not like eating \_\_\_\_\_.



notes



bones



ropes



**2** Let's study together: **The Intonation in Short Answers, Present Tense Simple.**  
Să studiem împreună: **Intonația în răspunsurile scurte, Present Tense Simple.**

**Question**

Does he like sports? ↗  
Does she play football? ↗  
Do you go to bed late? ↗  
Do you speak English well? ↗  
Do they play tennis? ↗

**Short Answer**

Yes, he does. ↘  
No, she doesn't. ↘  
No, I don't. ↘  
Yes, I do. ↘  
Yes, they do. ↘

**REGULĂ**

Intonația întrebărilor cu răspunsuri **Da** sau **Nu** este urcătoare la sfârșit.  
Intonația răspunsurilor scurte coboară la sfârșit.



**5** Let's study together: **Showing Surprise in Short Questions.**  
Să studiem împreună: **Exprimând surprinderea în întrebări scurte.**

- |                                       |                       |
|---------------------------------------|-----------------------|
| a. My father knows how to make cakes! | Really? ↗ Does he? ↘  |
| b. My brother is a champion!          | Really? ↗ Is he? ↘    |
| c. I love walking in the forest.      | Really? ↗ Do you? ↘   |
| d. They live in a very small flat.    | Really? ↗ Do they? ↘  |
| e. She likes playing football!        | Really? ↗ Does she? ↘ |
| f. My cat likes beer!                 | Really? ↗ Does it? ↘  |
| g. My dog eats 10 bones every day!    | Really? ↗ Does it? ↘  |

**REGULĂ**

Intonația este urcătoare la sfârșitul răspunsului scurt când vrei să exprimi surprinderea.







Lesson 37  
(thirty-seven)

# What does your mother look like?

1 Look, read and match.  
Privește, citește și potrivește.




a

They are brothers. One is very tall. He has blonde hair and blue eyes. The other one is short. He has curly brown hair and green eyes. Who are they?




b

The Buckingham Palace is the queen's official residence in London. The palace is big and beautiful.



c

**David:** How are you, Kevin?  
**Kevin:** I'm not so well. I have got a terrible toothache.  
**David:** I'm sorry to hear that.



d

This little girl is very pretty. She has got long black hair and blue eyes. She isn't very tall. She's a nice girl. She has a red cloak with a hood over her shoulders.



**2** Let's study together: **Describing people and places. Asking for descriptions.**  
Să studiem împreună: **Descriind oameni și locuri. Solicitarea unor descrieri.**

**Q<sub>1</sub>** *What's a person like?*  
She's pretty.  
She's good. She isn't bad.  
She's friendly.  
She's nice.  
She's shy.  
She's polite. She isn't rude.

**Q<sub>2</sub>** *What does a person look like?*  
She's tall. She isn't short.  
He's got blue eyes and short black hair.  
She's got fair hair.

**Q<sub>3</sub>** *What's a place like?*  
This town is nice. It isn't ugly.  
This city is big.  
It's modern.  
It's large.  
It's noisy and polluted.  
It's exciting.

**Q<sub>4</sub>** *How are you?*  
*(Be careful! This question is about health. It doesn't ask for a description. / Fii atent! Această întrebare este despre starea de sănătate. Ea nu cere o descriere.)*  
I'm fine, thank you.  
I'm not fine.  
I'm afraid. I'm not so well.  
I'm ill.  
I've got a headache.

**3** Look again at exercise no. 1 and write the correct question (Q<sub>1</sub>, Q<sub>2</sub>, Q<sub>3</sub>, Q<sub>4</sub>) under a, b, c, and d.  
Privește din nou exercițiul nr. 1 și scrie întrebarea corectă (Q<sub>1</sub>, Q<sub>2</sub>, Q<sub>3</sub>, Q<sub>4</sub>) sub a, b, c și d.

**a**

**b**  Q<sub>3</sub>

**c**

**d**

**4** Let's study together: **Opposite words.** Match the two columns.  
Să studiem împreună: **Cuvinte opuse.** Unește cele două coloane.

**A**  
big  
silent  
polite  
young  
clean  
tall  
new

**B**  
old  
dirty  
small  
old  
short  
noisy  
rude

